

Pumps – reliable, powerful and versatile

> From our compact water pumps to pressure and trash pumps, Honda only utilise 4-stroke engine technology for better fuel economy, lower emissions and quieter operation across the range.

Whatever the application, if you're looking for a pump that's easy to start, easy to operate and built to last – look no further than a Honda.

Quality guarantee



domestic use



commercial use

All Honda pumps come with a cast iron two year warranty for domestic use, or one year warranty for commercial use, covering both parts and labour.


2" Water pump

The WB20 is ideal for fresh water irrigation in medium to large volume applications.

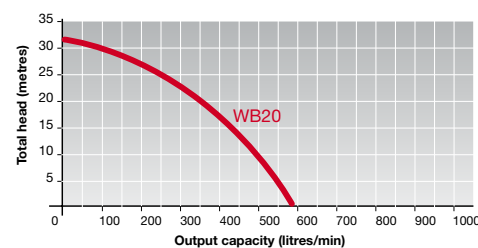
Features and benefits:

- GX120 4-stroke OHV engine
- Suction head – 8 metres
- Maximum total head – 32 metres
- Maximum pumping capacity 600 litres per minute
- Compact and lightweight for portability – 21kg
- 2.5 litre fuel tank
- Quick release couplers for tool-free hose connection
- Strainer/hose band included – limits bulky objects from passing through the pump

2 inch diameter
600 litres/min
Suction head 8m
Total head 32m
21 kg



WB20 performance curve




3" Water pump

The WB30 – superb for handling large volumes of water, in any fresh water situation.

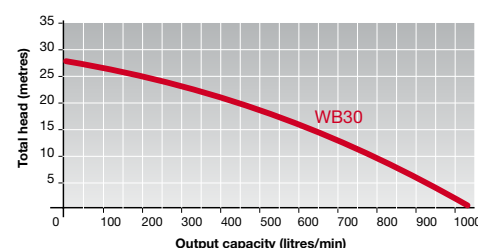
Features and benefits:

- GX160 4-stroke OHV engine
- Suction head – 8 metres
- Maximum total head – 28 metres
- Maximum pumping capacity 1100 litres per minute
- Compact for portability – 27kg
- 3.6 litre fuel tank
- Quick release couplers for tool-free hose connection
- Strainer/hose band included – limits bulky objects from passing through the pump

3 inch diameter
1100 litres/min
Suction head 8m
Total head 28m
27 kg



WB30 performance curve



Technical specification

	Water pumps			Pressure pump	Trash pump
	1"	2"	3"		
Model	WX10	WB20	WB30	WH20	WT20
Inlet diameter	25mm	50mm	80mm	50mm	50mm
Outlet diameter	25mm	50mm	80mm	50mm	50mm
Total head	36m	32m	28m	50m	30m
Suction head	8m	8m	8m	8m	8m
Max. output capacity	140 l/min	600 l/min	1100 l/min	500 l/min	710 l/min

Engine					
Max. output	1.1hp	4.0hp	5.5hp	5.5hp	5.5hp
Fuel tank capacity	0.55 litre	2.5 litre	3.6 litre	3.6 litre	3.6 litre
Starter system	recoil	recoil	recoil	recoil	recoil


Other specifications					
Frame/handle type	handle	full cradle	full cradle	full cradle	full cradle
Oil alert	no	yes	yes	yes	yes
Strainer, hose bands and couplings	yes	yes	yes	yes	yes

Dimensions					
Length	325mm	455mm	510mm	520mm	620mm
Width	220mm	365mm	385mm	400mm	435mm
Height	300mm	420mm	455mm	450mm	405mm

Weight					
Dry weight	6.1kg	21kg	27kg	27kg	38kg

Note: Minor product specifications may alter

For details of your nearest Honda Specialist Dealer call the Honda Contact Centre on **0845 200 8000** or visit www.honda.co.uk



1" Handy water pump Pump range


The highly portable and lightweight WX10 – ideal for pumping small to medium volumes of fresh water

new

Features and benefits:

- Lightweight and highly portable pump – just 6.1kg
- The highest performance 1" handy pump available, with a 7% improved maximum output capacity over the previous model WX10
- 13% improved suction headlift over the previous model means the WX10 can draw water from a lower point making it more versatile than ever
- Economical and environmentally friendly Honda GX25 4-stroke engine complies with EN 2006 standards
- Unique 360° lubrication system means the WX10 can be operated at practically any angle
- Quick release couplers make it fast and simple to install hose – no tools needed
- Strainer/hose band included – limits bulky objects from passing through the pump

WX10
1 inch diameter
140 litres per min
Suction head 8m
Total head 36m
6.1 kg



new 1" Handy water pump

WX10
1 inch diameter
140 litres/min
Suction head 8m
Total head 36m
6.1 kg

Compact, light and portable water pump, ideal when only small/medium volumes of water are involved.



2" Water pump

WB20
2 inch diameter
600 litres/min
Suction head 8m
Total head 32m
21 kg

Ideal for fresh water irrigation in medium to large water movement situations.



3" Water pump

WB30
3 inch diameter
1100 litres/min
Suction head 8m
Total head 28m
27 kg

Superb for handling large volumes of water, in any fresh water situation.



High pressure pump

WH20
2 inch diameter
500 litres/min
Suction head 8m
Total head 50m
27 kg

Ideal for long hose irrigation, pressure cleaning, jetting, sprinkling and fire emergency use.



Trash pump

WT20
2 inch diameter
710 litres/min
Suction head 8m
Total head 26m
38 kg

Suited to pumping water that might contain solids up to 25mm. An easily removable cover makes inspection quick and simple.



Pumps



These specification details do not apply to any particular product which is supplied or offered for sale. The manufacturers reserve the right to vary their specifications, including colours, with or without notice and at such times in such manner as they think fit. Major as well as minor changes may be involved. Every effort, however, is made to ensure the accuracy of the particulars contained in this brochure. This publication shall not constitute in any circumstances whatsoever an offer by the Company to any person. All sales are made by the Distributor or Dealer concerned subject to and with the benefit of the standard Conditions of Sale and Warranty given by the Distributor or Dealer, copies of which may be obtained from him on request. This publicity material applies to the UK only Trade Descriptions Act (1968). Whilst efforts are made to ensure specification accuracy, brochures are prepared and printed several months in advance of distribution and consequently cannot always immediately reflect either changes in specification or in some isolated cases the provision of a particular feature. Customers are always advised to discuss specification details with the supplying Dealer especially if your model selection is dependent upon one of the features advertised.

Honda (UK) – Power Equipment

470 London Road, Slough, Berkshire, SL3 8QY
Honda Contact Centre: 0845 200 8000
www.honda.co.uk

